





Title:			Part List No.	Job No.	Customer		
Installation Part List GQb 22.23 xz / coolinggas			PG-00765-99	61-343334/05 61-345986/00	ASCOTEC / Gole Gohar		
Date of issue		Prepared by	Associated Drawings		EDP Parts List		
02.10.2012		PGD-E / Böger	ZG-02989, ZG-02992, ZG-02983				
Pos. Dwg.	Instr. no.:	pc/mm	Benennung	Designation	Dimension	Norm/Dwg	Material/SNR
1010		1	Blower		GQb 22.23 xz		
1105		1	Motor		DKK630-04	Helmke	
1110		1	Gear box		QHPJ1S-RLN-3	HANSEN	GG25
1120		1	Coupling (Blower/Gear box)		KX 265 (KTR)	REVOLEX	St
1125		1	Coupling (Gear box/Motor)		N 208-NANA1(KTR)	RADEX	St
1150		1	Coupling guard(Blower/Gear box)			SG-01594	St,zinced
1160		1	Support for Coupling guard			SG-01619	St
1170		1	Coupling guard (Gear box/Motor)			SG-01700	St,zinced
1180		1	Support for Coupling guard			SG-01702	St
1185		20	Hexagon screw		M8x30		8.8 A2F
1186		20	Hexagon nut		M8		8-A2F
1187		40	Disk		8,4	din-en7093-1	St,zinced
1250		1	Electrical assecories kit		3RN1010-1CW00		
1251		2	Vibration monitoring		PCH 1275/ATEX, Eex		
1252		2	Adapter for vibration monitoring		M12/M16		St
1602		1	2/2-Way magnetic valve		3/4" NPT		GGG 60
1611		1	Heating control				
1910		10	Straddling dowel	Oil unit (blower/gear box)	AB M10-15/65/65	2(Reserve)	8.8 A2F
1912		26	Straddling dowel	Coupling guard/fixation piping	AB M10-15/65/65	2(Reserve)	8.8 A2F
2000			*Forward oil blower*	Loose delivery			
2001		1	Expansion joint		DN50 / 1 1/2"		SS


Title:			Part List No.	Job No.	Customer		
Installation Part List GQb 22.23 xz / coolinggas			PG-00765-99	61-343334/05 61-345986/00	ASCOTEC / Gole Gohar		
Date of issue		Prepared by	Associated Drawings		EDP Parts List		
02.10.2012		PGD-E / Böger	ZG-02989, ZG-02992, ZG-02983				
Pos. Dwg.	Instr. no.:	pc/mm	Benennung	Designation	Dimension	Norm/Dwg	Material/SNR
2010			*Fastening*	Loose delivery			
2011		3	Flat gasket		DN50/PN40	DIN2690	IFG 5500
2012		8	Hexagon screw		M16x60	din-en24014	5.6-A2F
2013		8	Hexagon nut		M16	din-en24032	5-2 A2F
2014		8	Disk		16	DIN-EN-ISO7090	1.4301
2015		2	Stud bolt		M12x140	DIN939	8.8-A2F
2016		2	Hexagon nut		M12	din-en24032	5-A2F
2017		2	Hexagon nut		M12 - flach	din-en24035	17H-A2F
2018		2	Disk		12	DIN-EN-ISO7090	1.4301
2020			*Return oil blower*	Loose delivery			
2021		1	Level indicator		DN150/PN10	gebohrt n.DIN2633	EN-GJL
2022		1	Expansion joint		DN100/PN16		SS
2023		1	Expansion joint		DN100/PN16		SS
2030			*Fastening*	Loose delivery			
2031		2	Flat gasket		DN150/PN16	DIN2690	IFG 5500
2032		7	Flat gasket		DN100/PN16	DIN2690	IFG 5500
2033		56	Hexagon screw	to Pos.2022,2023,2171,2185,1010	M16x65	din-en24014	5.6-A2F
2034		56	Hexagon nut	to Pos.2022,2023,2171,2185,1010	M16	din-en24032	5-2 A2F
2035		56	Disk	to Pos.2022,2023,2171,2185,1010	16	DIN-EN-ISO7090	1.4301
2036		16	Hexagon screw	to Pos.2021	M20x70	din-en24014	5.6-A2F
2037		16	Hexagon nut	to Pos.2021	M20	din-en24032	5-2 A2F


Title:				Part List No.	Job No.	Customer		
Installation Part List GQb 22.23 xz / coolinggas				PG-00765-99	61-343334/05 61-345986/00	ASCOTEC / Gole Gohar		
Date of issue		Prepared by		Associated Drawings		EDP Parts List		
02.10.2012		PGD-E / Böger		ZG-02989, ZG-02992, ZG-02983				
Pos. Dwg.	Instr. no.:	pc/mm	Benennung	Designation	Dimension	Norm/Dwg	Material/SNR	
2038		16	Disk	to Pos.2021	20	DIN-EN-ISO7090	1.4301	
2080			*Oil leakage mechanical seal*	Installed at the blower				
2081		1	Expansion joint	Loose delivery	1 1/2"		SS	
2089			*Fastening*	Loose delivery				
2091		8	Hexagon screw		M16x55	din-en24014	5.6-A2F	
2092		8	Hexagon nut		M16	din-en24032	5-2 A2F	
2093		8	Disk		16	DIN-EN-ISO7090	1.4301	
2100			*Forward oil blower*	Installed at the blower				
2101		1	Pipe connection	As welded piece	DN50/PN40			
2170			*Return oil blower*	Loose delivery				
2171		1	Pipe connection	Collecting pipe part "A"	DN150/DN100/PN16			
2185		1	Pipe connection	Collecting pipe part "B"	DN100/PN16			
2195		1	Pipe connection		DN100/PN16			
2210		1	Pipe connection		DN100/PN16			
2230			*Fastening*					
2231		4	Support for pipe connection		DN80 kmpl.	2SG-4191	St	
2232		4	Support for pipe connection		DN100 kmpl.	2SG-4191	St	
2233		1	Support for pipe connection		DN125 kmpl.	2SG-4191	St	
2249			*Forward oil gear box*	Loose delivery				
2250		1	Pipe connection	"Adjusted at mounting"				
2252		1	Flat gasket		DN32/PN40	DIN2690	IFG 5500	

Title:				Part List No.	Job No.	Customer	
Installation Part List GQb 22.23 xz / coolinggas				PG-00765-99	61-343334/05 61-345986/00	ASCOTEC / Gole Gohar	
Date of issue		Prepared by		Associated Drawings		EDP Parts List	
02.10.2012		PGD-E / Böger		ZG-02989, ZG-02992, ZG-02983			
Pos. Dwg.	Instr. no.:	pc/mm	Benennung	Designation	Dimension	Norm/Dwg	Material/SNR
2253		4	Hexagon screw		M16x55	din-en24014	5.6-A2F
2254		4	Hexagon nut		M16	din-en24032	5-2 A2F
2255		4	Disk		16	DIN-EN-ISO7090	1.4301
2279			*Return oil gear box*	Loose delivery			
2280		1	Pipe connection	"Adjusted at mounting"			
2282		1	Flat gasket		DN50/PN40	DIN2690	IFG 5500
2283		4	Hexagon screw		M16x60	din-en24014	5.6-A2F
2284		4	Hexagon nut		M16	din-en24032	5-2 A2F
2285		4	Disk		16	DIN-EN-ISO7090	1.4301
2350			*Oil leakage mechanical seal*	Installed at the blower			
2500			*Forward water Labyrinth*	Installed at the blower			
2501		1	Expansion joint	Loose delivery	DN20,bored ANSI 3/4"	Stenflex	SS
2502		4	Hexagon screw		M12x55	din-en24014	5.6-A2F
2503		4	Disk		12	DIN-EN-ISO7090	1.4301
2504		4	Hexagon nut		M12	din-en24032	5-2 A2F
2520			*Injection water*	Loose delivery			
2521		1	Expansion joint		DN40/PN16	Stenflex	SS
2522		4	Hexagon screw		M16x55	din-en24014	5.6-A2F
2523		4	Hexagon nut		M16	din-en24032	5-2 A2F
2524		4	Disk		16	DIN-EN-ISO7090	1.4301
2530			*Assembly device*	Loose delivery			

Title:			Part List No.	Job No.	Customer			
Installation Part List GQb 22.23 xz / coolinggas			PG-00765-99	61-343334/05 61-345986/00	ASCOTEC / Gole Gohar			
Date of issue		Prepared by	Associated Drawings		EDP Parts List			
02.10.2012		PGD-E / Böger	ZG-02989, ZG-02992, ZG-02983					
Pos.	Dwg.	Instr. no.:	pc/mm	Benennung	Designation	Dimension	Norm/Dwg	Material/SNR
2550				*Return water chamber*	Loose delivery			
2551			1	Expansion joint		DN125/PN16	Stenflex	SS
2553			1	Expansion joint		DN50/PN16	Stenflex	SS
2555			2	Flat gasket		DN125/PN16	DIN2690	IFG 5500
2557			4	Hexagon screw		M16x60	din-en24014	5.6-A2F
2558			16	Hexagon screw		M16x65	din-en24014	5.6-A2F
2559			20	Hexagon nut		M16	din-en24032	5-2 A2F
2560			20	Disk		16	DIN-EN-ISO7090	1.4301
2570				*Return water side plates*	Loose delivery			
2571			1	Expansion joint		DN80/PN16	Stenflex	SS
2573			1	Expansion joint		DN80/PN16	Stenflex	SS
2575			7	Flat gasket		DN80/PN16	DIN2690	IFG 5500
2577			32	Hexagon screw		M16x65	din-en24014	5.6-A2F
2578			32	Hexagon nut		M16	din-en24032	5-2 A2F
2579			32	Disk		16	DIN-EN-ISO7090	1.4301
2600				*Forward water Labyrinth*	Installed at the blower			
2700				*Injection water*	Installed at the blower			
2750				*Return water chamber*	Loose delivery			
2751			1	Pipe connection piece		DN125/PN16		
2761			1	Pipe connection piece		5" /DN125	2SG-5056	1.4302
2800				*Return water side plates*	Loose delivery			

Title:			Part List No.	Job No.	Customer		
Installation Part List GQb 22.23 xz / coolinggas			PG-00765-99	61-343334/05 61-345986/00	ASCOTEC / Gole Gohar		
Date of issue		Prepared by	Associated Drawings		EDP Parts List		
02.10.2012		PGD-E / Böger	ZG-02989, ZG-02992, ZG-02983				
Pos. Dwg.	Instr. no.:	pc/mm	Benennung	Designation	Dimension	Norm/Dwg	Material/SNR
2801		1	Pipe connection piece	Blower driven side	DN80/PN16		
2820		1	Pipe connection piece	Blower driving side	DN80/PN16		
2840		1	Pipe connection piece		DN80/PN16		
2850			*Material for fastening*				
6705		1	Push support			SG-01508	
6706		32	Level shaft				St
6710		2	Anchor bar Blower foot			SG-01680	
6711		2	Base plate Blower foot			SG-01681	
6712		3	Tee-head bolt with square neck		M42x280	DIN186	5.6-A2F
6712			Driven side loose bearing				
6713		3	Hexagon nut		M42	DIN-EN-ISO4032	5-A2F
6714		3	Disk		42	DIN-EN-ISO7090	St,zincd
6715		3	Tee-head bolt with square neck		M42x260	DIN186	5.6-A2F
6715			Driving side fixed bearing				
6716		3	Hexagon nut		M42	DIN-EN-ISO4032	5-A2F
6717		3	Disk		42	DIN-EN-ISO7090	St,zincd
6718		10	Tee-head bolt with square neck	2(Reserve)	M42x1000	DIN186	5.6-A2F
6719		10	Hexagon nut	2(Reserve)	M42	DIN-EN-ISO4032	5-A2F
6720		10	Disk	2(Reserve)	42	DIN-EN-ISO7090	St,zincd
6721		10	Hexagon screw with full dog point	2(Reserve)	AM20x120	DIN 561	8.8-A2F
6722		2	Bushing for footscrew	Blower foot	54x44x115lg.	4SG-6757	1.4541

Title:			Part List No.	Job No.	Customer		
Installation Part List GQb 22.23 xz / coolinggas			PG-00765-99	61-343334/05 61-345986/00	ASCOTEC / Gole Gohar		
Date of issue		Prepared by	Associated Drawings		EDP Parts List		
02.10.2012		PGD-E / Böger	ZG-02989, ZG-02992, ZG-02983				
Pos. Dwg.	Instr. no.:	pc/mm	Benennung	Designation	Dimension	Norm/Dwg	Material/SNR
6723		6	Disk spring		90x46x5 Lo=7mm		St
6724		2	Disk			160160-4	St
6725		40	Shim		0,25x200x365	140489-4	S235JR
6726		20	Shim		1,0x200x365	140489-4	S235JR
6727		10	Shim		2,0x200x365	140489-4	S235JR
6728		4	Flat steel		80x30x150	DIN1017-1	S235JRG2
6729		2	Set of shims		(40Stück)	4SG-2789	St
6730		1	Anchor bar gear box			SG-01682	
6731		1	Base plate gear box			SG-01683	
6732		5	Tee-head bolt with square neck	1(Reserve)	M36x240	DIN186	5.6-A2F
6733		5	Hexagon nut	1(Reserve)	M36	DIN-EN-ISO4032	5-A2F
6734		5	Disk	1(Reserve)	36	DIN-EN-ISO7090	St,zincd
6735		4	Tee-head bolt with square neck		M42x1000	DIN186	5.6-A2F
6736		4	Hexagon nut		M42	DIN-EN-ISO4032	5-A2F
6737		4	Disk		42	DIN-EN-ISO7090	St,zincd
6738		40	Shim		0,25x120x200, Nr.13	4SG-5386	S235JR
6739		20	Shim		1,0x120x200, Nr.14	4SG-5386	S235JR
6740		10	Shim		2,0x120x200, Nr.15	4SG-5386	S235JR
6741		5	Hexagon screw with full dog point	1(Reserve)	AM20x120	DIN 561	8.8-A2F
6750		1	Anchor bar motor			SG-01684	
6751		1	Base plate motor			SG-01685	

Title:			Part List No.	Job No.	Customer		
Installation Part List GQb 22.23 xz / coolinggas			PG-00765-99	61-343334/05 61-345986/00	ASCOTEC / Gole Gohar		
Date of issue		Prepared by	Associated Drawings		EDP Parts List		
02.10.2012		PGD-E / Böger	ZG-02989, ZG-02992, ZG-02983				
Pos. Dwg.	Instr. no.:	pc/mm	Benennung	Designation	Dimension	Norm/Dwg	Material/SNR
6752		5	Tee-head bolt with square neck		M42x240	DIN186	8.8-A2F
6753		5	Hexagon nut		M42	DIN-EN-ISO4032	8-A2F
6754		5	Disk		42	DIN-EN-ISO7090	St,zincd
6755		4	Tee-head bolt with square neck		M42x1000	DIN186	5.6-A2F
6756		4	Hexagon nut		M42	DIN-EN-ISO4032	5-A2F
6757		4	Disk		42	DIN-EN-ISO7090	St,zincd
6758		40	Shim		0,25x220x350	4SG-3761	S235JR
6759		20	Shim		1,0x220x350	4SG-3761	S235JR
6760		10	Shim		2,0x220x350	4SG-3761	S235JR
6761		5	Hexagon screw with full dog point	1(Reserve)	AM20x120	DIN 561	8.8-A2F
6771		5	Tee-head bolt with square neck		M56x1200	DIN186	5.6-A2F
6772		5	Hexagon nut		M56	DIN-EN-ISO4032	5-A2F
6773		5	Disk		56	DIN-EN-ISO7090	St,zincd
7001		1	Oil unit for blower				
7500		1	Oil unit for gear box				
8015		1	Starting strainer		DN1200/PN10	SG-01495	St
8050		3	Sliding sleeve		DN1200x1220	Bauart PS	St,zincd
8101		1	Pipe connectiojn piece		DN1200x410	SG-01476	St
8102		1	Pipe connectiojn piece		DN1200x410	SG-01478	St
8103		2	Pipe connectiojn piece		DN1200x410	SG-01476	St
8104		1	Pipe connectiojn piece		DN1200x600	SG-01477	St

